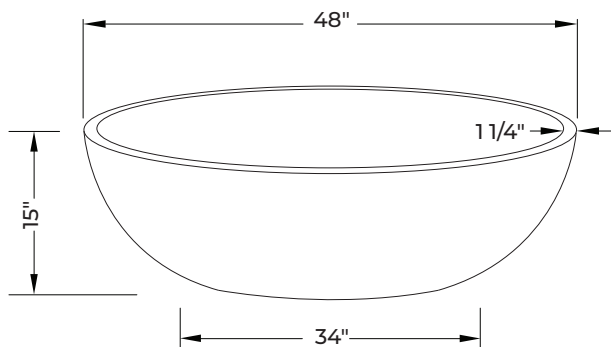


Oasis 48


CALM RETREAT

The Oasis 48 combines soft curves in classical travertine finish for a calming, welcoming centerpiece. Its inviting glow transforms any setting into a place of relaxation and connection.

Weight 250 lbs.




Dimensions
48" x 15"



WHITE WISP



GREY CLOUD



GRAPHITE SKY

TECHNICAL DATA


Low-Clearance system
(CSA/UL Approved Burner assembly)

Manual

Electronic Ignition

65K BTU NG/LP

140K BTU NG/LP

 For technical information, view the manual
www.dreamcastdesign.com

DreamCast
Design & Production



Please contact us at 1-888-616-4939 with any questions,
or email us at info@dreamcastdesign.com

All units ship with either NG/LP burner, lava rock topping and water resistant cover.

Oasis 48

TOPPING OPTIONS



RIVER STONES



TUMBLER ROCKS



LOG SETS

EI ACCESSORIES



TIMER



REMOTE



EMERGENCY
STOP

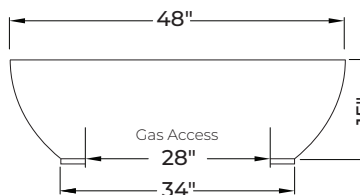
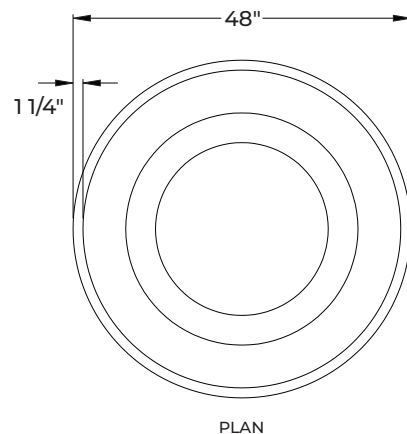
To explore more toppings & accessories, visit
www.dreamcastdesign.com

Min. and Max. Gas Inlet Pressures

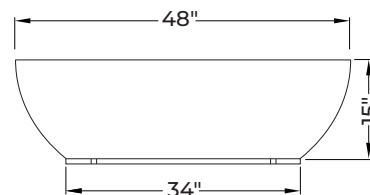
The installer is responsible for using the correct fuel lines and/or regulation to provide gas to the fire feature within the specified minimum and maximum gas inlet pressures.

Refer to installation manual
for more details

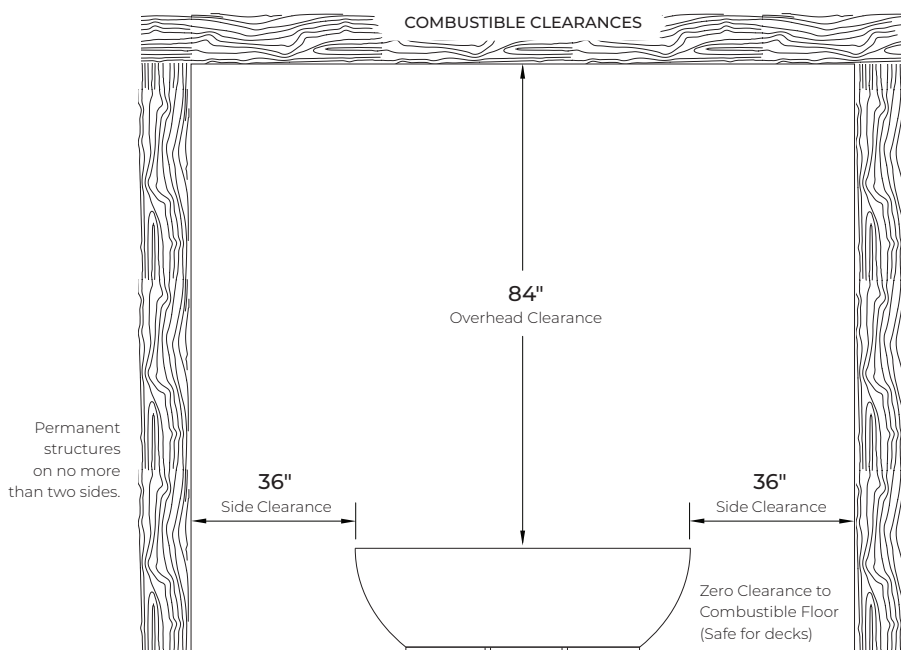
DreamCast
Design & Production



CROSS SECTION



SIDE VIEW - BASE



Please contact us at 1-888-616-4939 with any questions,
or email us at info@dreamcastdesign.com