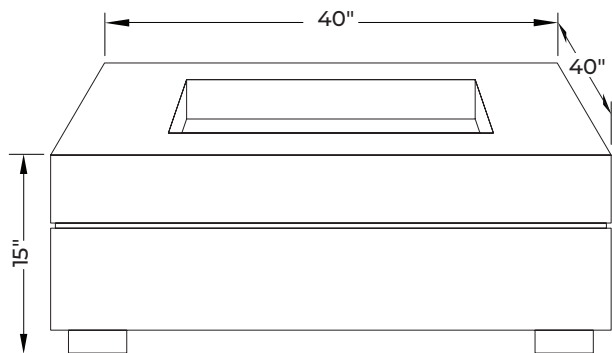


# Arcadia 40

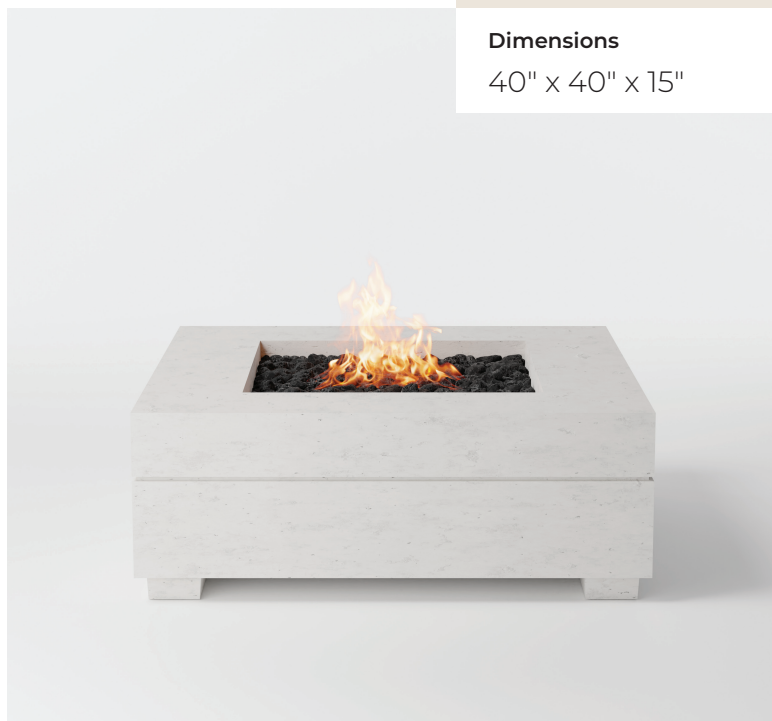
## PASSION FOR PERFECTION

The Arcadia is perfect for any entertainment area, with its elegant design and reliable performance. Its impressive size creates a focal point for social gatherings.

**Weight** 250 lbs.



**Dimensions**  
40" x 40" x 15"



WHITE WISP



GREY CLOUD



GRAPHITE SKY

## TECHNICAL DATA

### Low-Clearance system

(CSA/UL Approved Burner assembly)

### Manual

65K BTU NG/LP

### Electronic Ignition

140K BTU NG/LP



For technical information, view the manual  
[www.dreamcastdesign.com](http://www.dreamcastdesign.com)

**DreamCast**  
Design & Production



Please contact us at 1-888-616-4939 with any questions,  
or email us at [info@dreamcastdesign.com](mailto:info@dreamcastdesign.com)

# Arcadia 40

All units ship with either NG/LP burner, lava rock topping and water resistant cover.

## TOPPING OPTIONS



RIVER STONES



TUMBLER ROCKS



LOG SETS

## EI ACCESSORIES



TIMER



REMOTE



EMERGENCY  
STOP

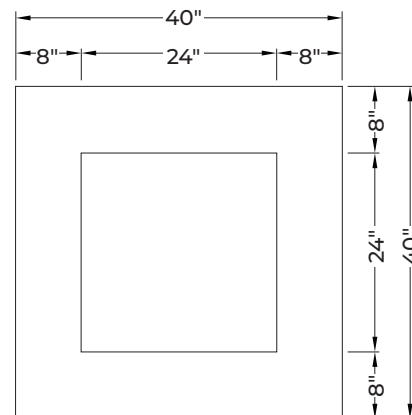
To explore more toppings & accessories, visit  
[www.dreamcastdesign.com](http://www.dreamcastdesign.com)

## Min. and Max. Gas Inlet Pressures

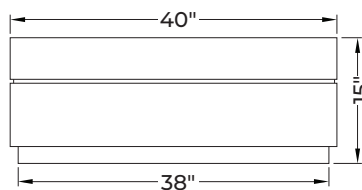
The installer is responsible for using the correct fuel lines and/or regulation to provide gas to the fire feature within the specified minimum and maximum gas inlet pressures.

Refer to installation manual  
for more details

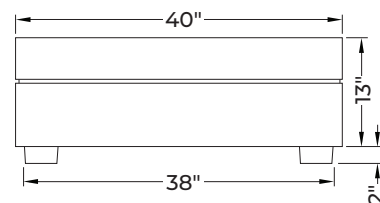
**DreamCast**  
Design & Production



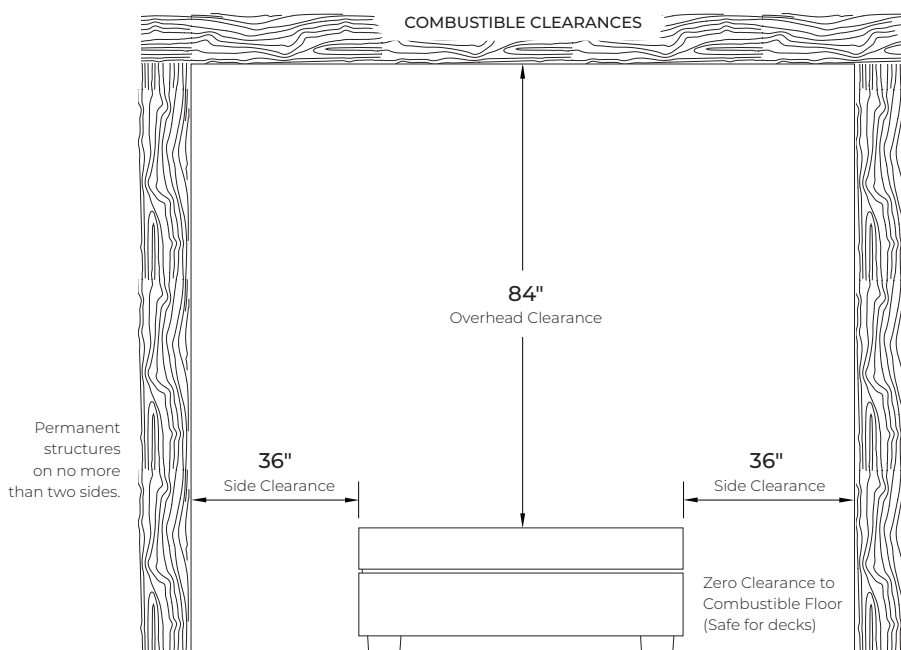
PLAN



CROSS SECTION



SIDE VIEW - BASE



Please contact us at 1-888-616-4939 with any questions,  
or email us at [info@dreamcastdesign.com](mailto:info@dreamcastdesign.com)